


# P6-M

## MIDI Interface for Korg Polysix Synthesizer

Model 8-427  
Version 1.0



## Installation Notes for old version of KLM-366 board




© 2021 CHD Elektroservis




Installation procedure is the same for both KLM-366B (new) and KLM-366 (old) boards. The only difference is in placement of some soldering pads around CN-04 connector (DB0 to DB7).

For soldering of wires 1 to 8 of the 16-core ribbon cable see figures below please. They replaces figures in installation manual.


**Fig. 2.5.2 – for old version of KLM-366**



**Fig. 2.5.3 – for old version of KLM-366**



**Fig. 2.5.5 – for old version of KLM-366**





---

**All documents and support software are available at manufacturer's web pages.**

---



Korg Polysix MIDI Interface  
Model P6-M, Nr. 8-427, ver. 1.00  
Document: 842710\_install\_notes, rev. 1  
Manufacturer: CHD Elektroservis, Czech Republic  
[www.chd-el.cz](http://www.chd-el.cz)      [info@chd-el.cz](mailto:info@chd-el.cz)